


# Canopy Brightz™


## Instructions

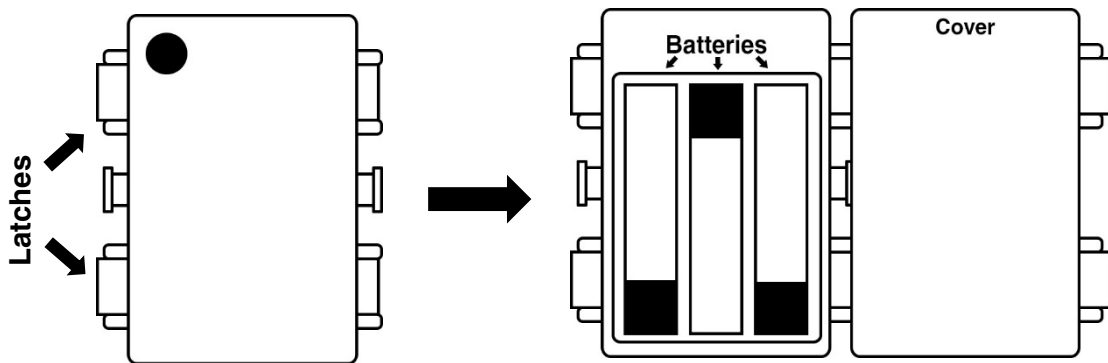
©Copyright Brightz, Ltd. 2018  
Patent Pending • All rights reserved

### Step 1 – Install Batteries

Open latches on the side of the battery pack to access batteries. Install 3 fresh AA batteries, observing correct polarity (+/-). Close the battery pack, making sure the latches snap shut.

 Do not mix old and new batteries and do not mix alkaline, standard (carbon-zinc) or rechargeable (nicad, ni-mh, etc.) batteries.

 **Caution:** Batteries may explode or leak, and cause burn injury if recharged, disposed of in fire, mixed with a different battery type, or inserted backwards. Replace all used batteries at the same time. Clean battery contacts and contacts on the device prior to installing. Remove batteries if item will not be used for long periods of time. When battery expires remove promptly.



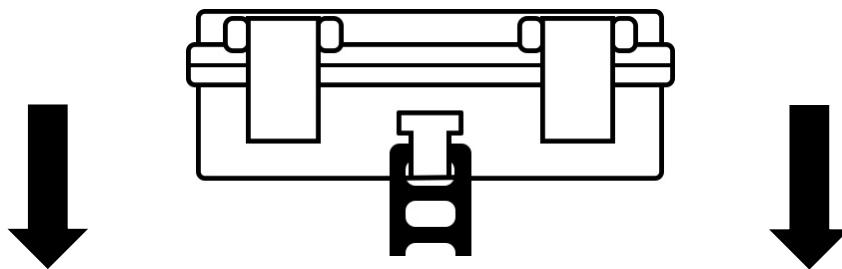
### Step 2 – Install Battery Pack

Attach the battery pack to the frame of your canopy or patio umbrella using the included silicon strap.

We recommend:

- For canopies, place on one of the collapsible braces at the top of the canopy leg.
- For patio umbrellas, place near one of the umbrella points.

Take the silicon strap and loop one of the end holes over the T-hook on the side of the battery pack. Place the battery pack against the canopy or umbrella, pull the silicon strap around the frame, and secure it on the other T-hook.



(see reverse side for a diagram of each option)

**Canopy:**



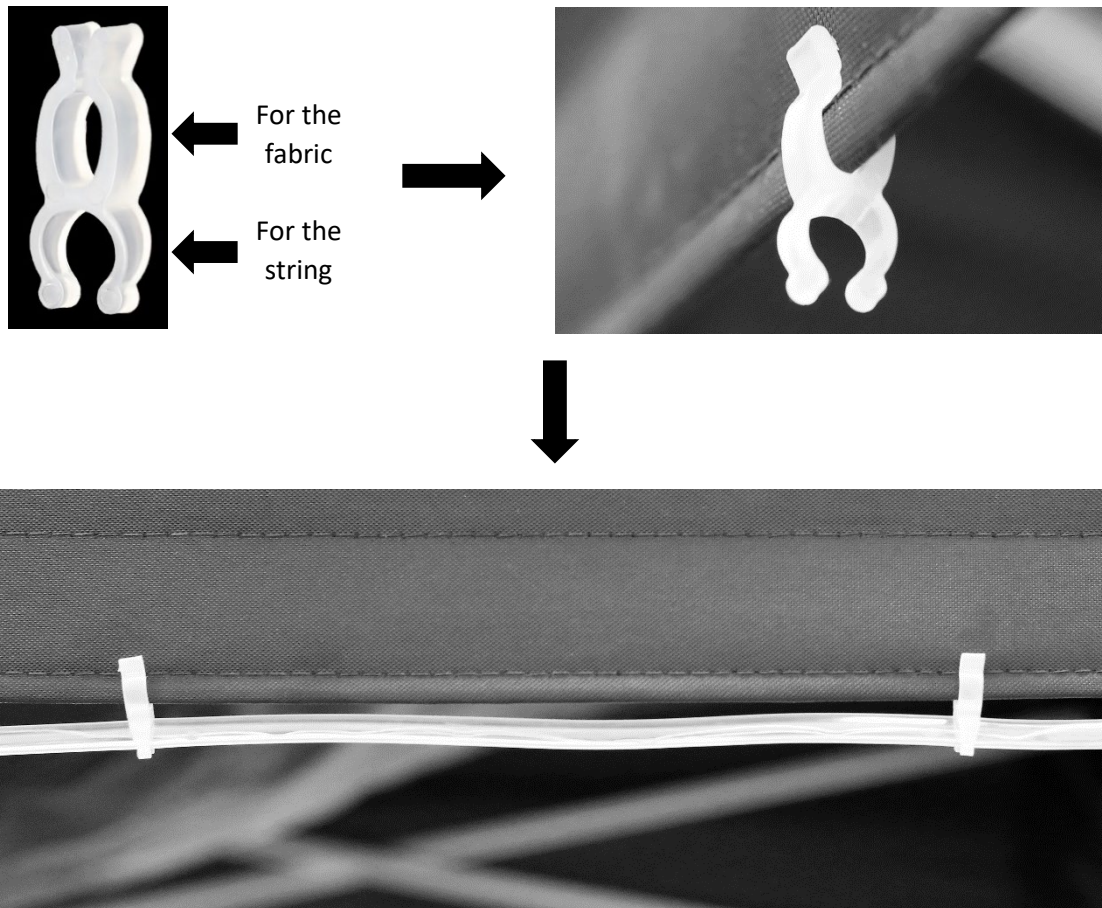
**Umbrella:**



### Step 3 – Set Up the Light Strings

There are 32 included installation clips. Space accordingly based on the size of your canopy or umbrella. To attach the clips, slip the edge of the canopy or umbrella fabric into the long, narrow side of the clip.

Then insert the light string into the wider end of the clip. Continue this around the edges of your canopy or umbrella with both light strings.



Canopy Brightz can be cut to size to fit a canopy or umbrella perfectly.

**Brightz, Ltd.**

8000 Yankee Road, Suite 225, Ottawa Lake, MI 49267  
Email: [info@brightz-ltd.com](mailto:info@brightz-ltd.com)

Visit us at [www.brightz-ltd.com](http://www.brightz-ltd.com) for more fun products!